


Entrepreneur PR1060W

For when you
mean business



brother
at your side





Entrepreneur PR1060W 10 needle embroidery machine

When you mean business, choose an embroidery machine that's built for it.

Professional level stitching speeds, fully customisable needle settings and workflows, plus the best of the best in embroidery technology are all backed up by the Brother brand build quality.

When you need an embroidery partner to rely on, the PR1060W will always be At your side.


Premium features:

- Large 10.1" built-in HD LCD touchscreen display
- 200 x 360mm embroidery area
- Camera positioning – with live embroidery positioning and editing
- 10 needles, each with their own customisable settings
- Automatic colour change, needle threader and thread trimmer
- 1,000+ built-in embroidery designs, 50 fonts, a 3D puff font and monograms
- Reduce workflows – short cut keys, key optimisation and matrix copy
- Industrial acceleration – complete your projects faster
- Up to 1,000spm variable embroidery speed
- Included tubular frame table
- Wireless LAN connectivity - connect up to 10 machines with optional software
- My Stitch Monitor mobile app
- Access on-the-go tutorials by scanning the QR code



Embroidery just got serious

The Brother PR1060W free arm embroidery machine is a creative workhorse with fast, precise stitching speeds and optimised workflow processes. Smash your creative goals with Brother At your side.



10 needles with customisable settings

Increase your productivity and stitch designs with up to 10 colours without changing thread.

You can individually customise each of the needles for speed, colour lock and disengagement of the needle threader – useful when using a thin needle!


Increase output with automated actions

Upper and lower thread trimmers eliminate time-consuming trimming when the embroidery is complete.

Simply press the automatic needle threading button and the upper thread will pass through the needle.

Fast embroidery speeds


Get a professional finish, even on tricky items and while using speciality threads. Embroidery speeds can be reduced to 400spm for flats, as well as for the (optional) cap and cylinder frame. Reach up to 1,000 stitches per minute in seven seconds thanks to industrial acceleration speeds. Projects will be completed faster, with minimal noise.



10.1" high-resolution IPS LCD touch screen

Simply touch the large, clear, wide-angle screen to:

- Edit on-screen
- Customise your settings
- Select any of the 16 languages
- Plus much more!



Learn on the go

Scan the on-screen QR code to immediately watch set-up and training videos on your mobile device.

Easy access to bobbin

Save time while you embroider with the easy access bobbin. You can often change the bobbin without needing to remove the frame.




Thread tension range expansion

It's now easier to embroider on difficult fabrics with the correct tension – without distorting or puckering the fabric!

Flexible working set up

The way you work is bespoke to you, and we understand that, so we've created a multi-needle machine that can be customised to work in the way you work.



Large embroidery area (200 x 360mm)

The extra-large embroidery area and variety of included and optional frames gives you the flexibility to create a multitude of projects from jackets and T-shirts, to socks and baby clothes.

Embroidery frames

Four different sized frames are supplied as standard:

- Extra-large 200 x 360mm
- Large 130 x 180mm
- Medium 100 x 100mm
- Small 40 x 60mm

Automatic frame determination

Detect the attached frame and display its contents directly on the screen.



Tubular frame table – included!

Serves as an extra support for large pieces and bulky fabrics. The tubular shape is perfect for supporting items like T-shirts and bags on the free arm. Easily attach and remove with no space between machine and table.

Cylinder free arm

Additional flexibility and ease to embroider difficult to reach areas such as caps, tote bags and sleeves. It also helps reduce fabric tangles!



Ergonomic machine stand*

This metal stand has been designed specifically to improve workflow.

Highly customisable to fit your working style and the accessories you need. It has a large work area, rounded corners, locking wheels for easy movement and transportation, noise and vibration reduction, plus ample storage.

*Additional purchase necessary

Creativity at your fingertips

Creativity is built in to every PR1060W with a large pattern library and easy to add text. On-screen editing, camera positioning, wireless pattern transfer and colour shuffling put creativity under your control.

Extensive pattern library

Get creative with the 1,184 built in embroidery patterns, 50 lettering fonts, monograms and 10 buttonholes in three sizes.

Edit, colour shuffle and add text all from the intuitive touchscreen – there's no need to buy any additional hardware or software.

Or create your own unique pieces, using Brother's built-in My Design Center software.

Connect for more!

Connect a USB device such as a USB flash drive or a card reader/writer. Or transfer your designs wirelessly via PE-Design 11 or Brother/Wilcom BE EmbroideryStudio software.

Connect to Brother apps such as BEaaS Name Designer, My Stitch Monitor, Artspira and more.

No Sew button

Allows you to turn off colour sections of a design for even more creative options.



BEaaS



Auto-density adjustment

When enlarging designs, the stitch count is automatically recalculated, so your resized design will fit your custom project and maintain stitch quality. Designs can be adjusted from 60% to 200% of the original.

Basting function

Apply a basting stitch outline to the perimeter of any design to hold the fabric to the stabiliser. Great for larger fabrics and hard-to-hoop items.



Make it pop!

Use the 3D puff font to add detail to caps, sweaters, accessories and more.

Easily add text

Text can be easily keyed in via the touchscreen. Choose from one of the 50 lettering fonts.



Letter input and positioning

Input multiple lines of lettering and then go back and edit in many different ways. You can insert elements, divide words or phrases, combine selected words, change the style and size of individual letters and even change the font style of a whole line.

Alignment of text

Easily embroider multiple line poems, phrases and more. Allows for left, centre and right alignment of text.



Go large

With the 14 types of extra-large embroidery letters.

Built-in monogram styles – three lettering and 15 frames

Monogram designs can be created by combining two or three letters. A selection of one of 15 monogram frames can also be added.



Brother camera innovation for precision placement

Mistakes can happen, but we're here to help you eradicate them. Brother's world-leading camera placement technology is the original, and the best.

Built-in camera system

The built-in camera allows you to scan the entire embroidery area and ensures that you can precisely place your design exactly where you want it.

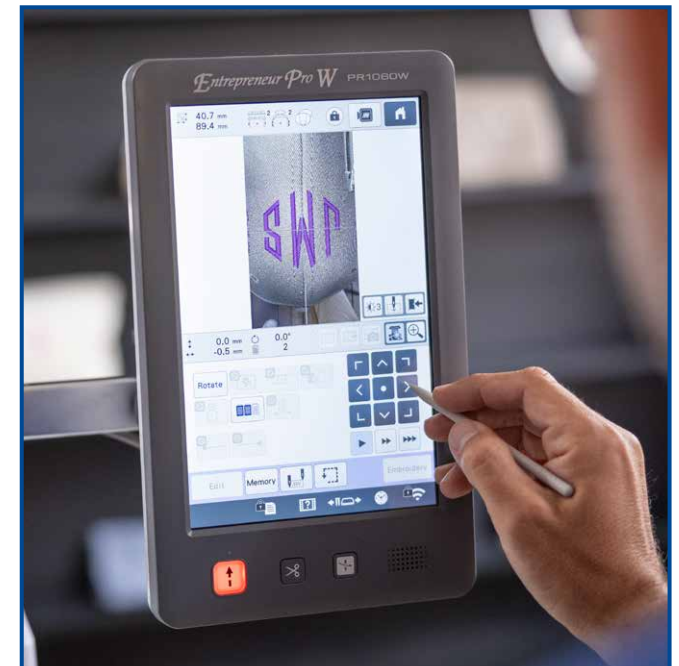

Just scan your fabric or garment, preview your design on screen, and you're ready to embroider. It also works with the optional cap and cylinder frames for tight spaces.

Live positioning of embroidery patterns

Real-time viewing of fabric within the embroidery frame to help you place the design exactly where you want it. Rotate and position the embroidery where needed, thanks to the built-in camera.

Embroidery design connection via built-in camera

Thanks to the clever built-in camera system, embroidery design connection is easy and more precise. Combined with the Snowman Embroidery Positioning Marker, you can reposition your design many times in many directions. Perfect for aligning designs for borders and quilt blocks. Choose from nine options for alignment of embroidery designs.



QUILT BROIDERY

Be known for creative precision and producing the most beautiful quilts with the PR1060W's Quiltbroidery – creative quilting embroidery.

Auto split quilting sashes


Create beautiful sashing and border patterns sized perfectly for your quilt, up to 118" x 118" (3,000 x 3,000mm)! Patterns are split automatically for your selected hoop and you connect them easily, using the InnovEye Plus technology and the Snowman Embroidery Positioning Marker.

Choose from 20 different motifs. Expand your creative output by selecting from five two-colour quilting sash designs, which are perfect for creating eye-catching, colourful borders.

Magnetic Sash Frame*

The patented Brother-exclusive Hoopnetic Magnetic Frame allows you to hoop and embroider thick materials with ease. Avoid fabric shifting and the need to rehoop when connecting designs or embroidering large areas. Just slide the fabric on the frame for the next area to be embroidered.

*Additional purchase necessary.



Embroidery – Brother means business

Brother's PR embroidery machines have been built for business perfection. Our free arm embroidery machines are recognised as market leaders for their quality of output. We design them to be innovative, long lasting, easy-to-use and of the highest quality. To ensure you're getting the best value for your money, we pair them with great training, servicing and after-sales support.

At Brother, we understand that businesses need to grow. We've designed all of our hardware to connect. Whether that's multiples of one machine as your order book expands, or a selection of our business-focused hardware as you diversify your offering.

We make it our business to be with your business every step of the way. Invest in a Brother and invest in your business success today.



Download our handy guide to starting your own embroidery business, by scanning the QR code.

Maintenance made easy

Maintain your Brother PR with our exclusive PR Service Pack. Daily maintenance will keep your PR performing optimally and reduce downtime – whether that's from preventable downtime or sending your machine out for repair.



Administrator and operator lock

Security lock modes and key optimisation let you customise your business' workflows, increase security with admin/operator modes and reduce mistakes by limiting what customers/operators can input.


Using a stored design that requires no edits? Save time and press the shortcut key to jump directly to the embroidery screen.

Link up to 10 machines via wireless LAN*

Enhance productivity by linking up to 10 machines wirelessly through PE-Design 11 software. Send designs to multiple machines. Queue name changes with the new name drop feature. Ideal when making personalised items such as team shirts.

Auto resume

The PR1060W will automatically resume the embroidery design at the exact stitch when the machine either stopped or lost power.



Matrix copy


Create repeated designs with the Martrix Copy function. With auto colour-sorting it speeds through multiple repeats in one lot.

Colour sort function

Minimise the number of thread changes when combining designs.

Single colour embroidery

Quickly and simply convert multi-coloured designs to single colour, saving you time.



Colour shuffling

Choose new colour schemes for embroidery designs with enhanced functionality. Select from Random, Gradient, Vivid and Soft styles and a range of colour combinations displayed on screen. Personal preferences for starting colour can be programmed and complementary colour combinations will be generated based on your favourite colours.

Appliqué function

Create appliqués with this useful built-in function, perfect for badges and medallions.

*Additional purchase necessary

Design your way to success

You are the creator with the PR1060W. Use Brother's powerful, built-in My Design Center to create your own designs. This powerful and unique feature enables you to create your own designs from clip art, image files or drawing directly on the large touch screen, or by scanning line-art or illustrations printed on paper.

Add beautiful stippling and decorative fills

Accurately add stippling or echo stitching to any embroidery design or quilt block, or save the outline and then choose from 26 built-in decorative fill patterns.

Get the look of complicated, freehand stippling without the use of software or stitch regulation!

With the embroidery preview mode, see the selected stippling or fill patterns before you begin to stitch.

Create your own

Scan or draw directly onto the LCD display to create your own unique patterns. You can combine shapes and apply inside or outside stippling or fill designs straight from the touchscreen. Use the built-in library of shapes to add interesting detail to any project.

Includes 60 closed shapes, 30 open shapes and 5 line options: Satin, Single Straight, Triple Straight, Candlewick and Diamond.




Enhance your embroidery with Brother's software solutions

We don't just sell the hardware. We've designed the perfect software solutions to meet your embroidery needs too. Whether that's built into the PR1060W, or as an optional add on, we've got a solution for every hobby and business need you can think of.

Brother BE EmbroideryStudio*

Brother has partnered with Wilcom to bring you the latest embroidery design software, developed especially for embroidery professionals and serious hobbyists who require advanced design capabilities. The vector design tools and CorelDRAW integration make it ideal for logo work and achieving high-quality output. Kiosk Mode for commercial settings and unique features included for pro results.



- Deep control over design and layout
- Vector design tools for logo work
- Professional level output with CorelDRAW integration.

PE-Design 11*

Expand your creativity with Brother's innovative digitising software:



- Photostitch
- Create your own embroidery and stitch designs
- Hundreds of built-in fonts and designs
- Advanced layout and editing
- Powerful quilting features – inc. design bespoke fill patterns
- Easy and intuitive to use
- Compatible with ScanNCut.

Design database transfer and more...

With wireless connectivity you can transfer embroidery data with Brother's free Design Database Transfer (Windows only). You can also connect to Brother apps such as BEaaS Name Designer*, Artspira and more.

My Stitch Monitor

Brother's free My Stitch Monitor App (iOS/Android only) wirelessly monitors the progress of your embroidery project, notifying you when you need to change threads, when your project is complete, and more.



Artspira



*Additional purchase necessary

Do more with your Brother PR1060W embroidery machine

The possibilities of what you can embroider on your PR1060W are endless. Brother's wide range of accessories and frames has been built to suit every embroidery user's needs.

- Add detail to small items like baby clothes
- Add monograms and logos to caps, hats, shirts and more
- 'Difficult' sportswear or deep pile items aren't a challenge anymore
- Pet accessories and horse-riding staples are no match for the PR
- Banish tricky hooping and burn with our magnetic frames
- Use the ergonomically designed stand - optimise your workspace and speed up your output with free movement, ample storage space for all frames and a way of working that suits your business needs.



Find your perfect frame

Scan the QR code to find our comprehensive frame guide.

For more information contact your dealer or visit sewingcraft.brother.eu

Follow **BrotherSewingUK**



BrotherSewingCraft

