

Frame Guide


A comprehensive guide to accessories and frames for PR and VR embroidery machines



Standard Frames



Cap Frames



Magnetic Frames



Frame Holder A / a Accessories

Note:
PR frame holder A
VR frame holder a
Compatibility varies by model and range, check the charts on pages 14-19 for frames that work with specific models.



PRH60
60 x 40mm Standard Embroidery Frame

60 x 40mm embroidery hoop for a variety of applications.



PRH100
100 x 100mm Standard Embroidery Frame

100 x 100mm embroidery hoop for a variety of applications.



PRH180
180 x 130mm Standard Embroidery Frame

180 x 130mm embroidery hoop for a variety of applications.



PRH300
300 x 200mm Standard Embroidery Frame

300 x 200mm embroidery hoop for a variety of applications.



PRF300
300 x 200mm Embroidery Flat Frame

The unique design of this flat frame prevents fabric bunching when embroidering any bulky material, even on the back of jackets.



PRPH360
360 x 200mm Standard Embroidery Frame

360 x 200mm embroidery hoop for a variety of applications.



VRTF200
200 x 200mm Tubular Frame

200 x 200mm tubular frame for Brother VR.



VRFF200
200 x 200mm Flat Frame

Embroider jackets and other thicker materials with this flat frame. Great for quilting.

Frame Holder B / b Accessories

Note:
PR frame holder B
VR frame holder b
Compatibility varies by model and range, check the charts on pages 14-19 for frames that work with specific models.



PRHSL200
70 x 200mm Sleeve Frame

The 70 x 200mm frame is the perfect size for embroidering difficult to access areas such as jacket sleeves, pant legs, kids' T-shirts and baby rompers.

The sleeve frame features a unique 'wing' design in which the adjustable screw is placed at one corner, allowing the frame to hold your fabric more securely.



PRPQF200
200 x 200mm Square Quilt Frame

Use this frame for quilting, children's shirts and jacket backs, totes and backpacks.

For heavy objects the optional table is recommended.



PRPJF360
360 x 360mm Jumbo Embroidery Frame

Jumbo Embroidery Frame 360 x 360mm.

This is the largest frame available for a multi-needle embroidery machine.

Large designs require PE-Design 10 or above.



PRPBF1
300 x 100mm Border Frame

Re-hoop your fabric without removing the frame. Just release the latches, slide the fabric to the next embroidery position, and relock.



VRBF180
180 x 100mm Border Frame

Re-hoop your fabric without removing the frame. Just release the latches, slide the fabric to the next embroidery position, and relock.

Included are the 180 x 100mm border frame and a USB flash drive containing 50 border embroidery designs.

Frame Holder C / c Accessories

Note:
PR frame holder C
VR frame holder c
Compatibility varies by model and range, check the charts on pages 14-19 for frames that work with specific models.



PRPRFK1
Round Frame Set for PR Series

Round frame set perfect for embroidery on shirts and other designs that needs more stability.

3 round frames - 100mm, 130mm and 160mm included.

Includes Arm C Embroidery Frame Holder, which must be used with all frames in this kit.



VRRFK1
Round Frame Set for VR

Round frame set perfect for embroidery on shirts and other designs that needs more stability.

3 round frames - 100mm, 130mm and 160mm included.

Includes Arm c Embroidery Frame Holder, which must be used with all frames in this kit.




PRPARMC
Arm C for Brother PR-Series Round Frames

Arm C is for use with the round frames to attach them to the machine.

Only the arm is included.

For the VR - Order Arm c part code XG1552101.



PRPRF100
100mm Round Frame

Additional round embroidery frame for PR-Series and VR round frame sets, PRPRFK1/VRRFK1.



PRPRF130
130mm Round Frame

Additional round embroidery frame for PR-Series and VR round frame sets, PRPRFK1/VRRFK1.



PRPRF160
160mm Round Frame

Additional round embroidery frame for PR-Series and VR round frame sets, PRPRFK1/VRRFK1.



Frame Holder D / d Accessories

Note:
PR frame holder D
VR frame holder d
Compatibility varies by model and range, check the charts on pages 14-19 for frames that work with specific models.



PRCLP45B
45 x 24mm Clamp Frame and Arm D

This Clamp frame has a small arm size that fits most shoe sides but still offers enough stitch field for logos, flags, initials, names, numbers, etc. The non-slip surface of the frame holds leather and nylon securely, making it ideal for various items such as backpacks, gloves, pockets, hats, cuffs, and more.

Includes mounting Arm D and forward-facing clamp frame 45 x 24mm.



PRCLP45LR
Clamp Frame 45 x 24mm left and right



Ideal to embroider on shoes, inner pockets, collars, cuffs, belts and other smaller areas.

The left and right clamp frames give you more opportunity to embroider onto difficult corners and hard to frame items.

45 degree left and right.

Arm D not included.



PRCLP100B
100 x 100mm Clamp Frame Set

VRCLP100B
100 x 100mm Clamp Frame Set

The click and snap design allows you to hoop your project easily in seconds – so much easier than using standard, two-piece frames! One side of the frame has a smooth, rubber grip, and the other side has a textured fabric grip – the combination of these two surfaces against your fabric helps keep your project in place, without damaging the fibres.

PRCLP100B includes arm D for PR series.
VRCLP100B includes arm d for VR.



VRCLP45B
45 x 24mm Clamp Frame and Arm d

The arm size is designed to fit down into most shoe sides and still have an adequate stitch field for logos, flags, initials, names, numbers etc. The frame has a non-slip surface to hold leather and nylon securely during embroidery. It works well with backpacks, gloves, pockets, hats, cuffs and more!

Includes mounting Arm d and forward facing clamp frame 45 x 24mm.

VR only.

Frame Holder E / e Accessories

Note:
PR frame holder E
VR frame holder e
Compatibility varies by model and range, check the charts on pages 14-19 for frames that work with specific models.




PRSFK1
Compact Frame Kit

This kit includes four mini frames. Allows you to easily add embroidery to smaller areas.

Includes 4 frames: 44 x 38mm, 50 x 50mm, 33 x 75mm, 70 x 41mm.

Includes Arm E Embroidery Frame Holder, which must be used with all frames in this kit.



PRMFA50
50 x 50mm Magnetic Frame and Arm

This frame allows you to embroider fabric without leaving hooping marks, especially for fabric prone to that.

Arm E included. If you already have this arm, please choose PRMF50 magnetic frame only.



PRMF50
50 x 50mm Magnetic Frame

Magnetic frame only, for use with Arm E on PR series or Arm e on VR.

Arm E is not included in this accessory. If you need Arm E, please choose PRMFA50.

Arm e is included with the VR.

Cylinder Frame



PRCL1
Cylinder Frame and Driver Set

The Brother PRCL1 allows you to stitch fashion and logo embroidery on long narrow pant legs, sleeves and other locations.



PRCLH1
Cylinder Frame PRCLH1 (frame only)

The Brother PRCLH1 Cylinder Frame is perfect for setting up a second project while the first is being embroidered.

Extra Cylinder Frame for PRCL1.



VRSF70
70 x 41mm Compact S Frame

70 x 41mm S Frame ideal for adding embroidery to pockets and sleeves.

Requires the embroidery frame holder:
Arm E for PR-Series.
Arm e for VR.



VRSF50
50 x 50mm Compact S Frame

50 x 50mm S Frame ideal for adding embroidery to pockets and sleeves.

Requires the embroidery frame holder:
Arm E for PR-Series.
Arm e for VR.



VRSF44
44 x 38mm Compact S Frame

44 x 38mm S Frame is ideal for adding embroidery to pockets and sleeves.

Requires the embroidery frame holder:
Arm E for PR-Series.
Arm e for VR.



VRSFV
33 x 75mm Compact S Frame

33 x 75mm S Frame ideal for adding embroidery to pockets and sleeves.

Requires the embroidery frame holder:
Arm E for PR-Series.
Arm e for VR.

PRMFJ1
Free-Arm Mounting Jig for Magnetic or Compact Frame




When embroidering cylindrical items, this mounting jig can be used to secure the magnetic frame or compact frame in order to hoop the fabric easily and securely.

Compatible for hoops which use Arm E or e.



PR Maintenance Service Pack



ZPRSERVICEPACK


PR Maintenance Service Pack

With the Brother PR service pack, keep your machine in peak condition. Whether you're performing daily maintenance or preparing for a busy production schedule, the PR service pack contains everything you need.

The Brother PR service pack contains everything you need for regular PR embroidery machine maintenance:

- 1 x Blade set D01M6F001
- 1 x Bobbin case XC7206001
- 2 x Needle packs (6 needles per pack) XC6469001
- 1 x Needle threader XC5732151
- QR code sticker – quickly access operation manual and service videos

Flat Brim Cap Frame




Introducing an industry first from Brother: the 'scratch free' Flat Brim Cap Frame!

Stitch a wider variety of snapback caps and stitch a whopping 35% (6-10mm) closer to the brim (dependent on cap/embroidery style). Something that can only be achieved with this revolutionary new frame.

Cap Frames






PRPCF1

Wide Cap Frame and Driver Set. Embroidery area 360 x 60mm


The Brother PRPCF1 provides expanded embroidery area, allowing you to stitch caps virtually ear-to-ear.



PRCF3

Cap Frame and Driver Set. Embroidery area 130 x 60mm

The Advanced Cap Frame Set gives you a generous area for cap embroidery.




PRCF5

Flat Brim Cap Frame and Driver Set. Embroidery area 130 x 60mm

Patented in the USA; Industry-First 'Scratch-Free' Flat Brim Cap Frame. Embroider more types of hats than before with the easy-to-use 'scratch-free' cap frame.


You can stitch an industry leading 35% closer to the brim (6-10mm), depending on the cap.



PRPCFH4

Wide Cap Frame (frame only)


Extra cap frame for PRPCF1 set.



PRCFH3

Cap Frame (frame only)

Extra cap frame for PRCF3 set.



PRCFH5

Flat Brim Cap Frame (frame only)

Extra cap frame for PRCF5 set.

Magnetic Frames - Finger Guards



PRMS360

Magnetic Sash Frame

Patented in the USA; Brother-Exclusive Hoopnetic Magnetic Frame. Hoop and embroider thick materials with ease. Avoid fabric shifting and the need to rehoop the fabric when connecting designs or embroidering large areas. Just slide the fabric on the frame for the next area to be embroidered.

PR10 needle = 360 x 200mm.
PR6 needle = 300 x 200mm.
The same frame is used for both series.
Only the max embroidery area changes.



PRVMFLKIT

PR Versatile Magnetic Frame Kit
130 x 180mm (5 x 7")



PRVMFMKIT

PR Versatile Magnetic Frame Kit
100 x 100mm (4 x 4")

Boost productivity with Brother's easy-to-use Magnetic Frame Kit. No more fiddling with catches and levers, just hoop any material up to 2mm and go!

The magnetic frame set contains the frame and arm F for attaching to your PR.

Perfect for beginners! No catches, no levers, just place the magnets and embroider.

Embroider materials up to 2mm thick.

Reduces scratching and hoop burn damage to your hooped materials.

Use with difficult to hoop and tubular items that cannot be hooped in traditional Clamp M hoops – tote bags, small shirts, embroidery blanks and more!

Now you can stitch on the mid and bottom parts of tote bags.

Can be used without removing the base embroidery frame from the machine.

Scale marks every 10mm for easy position reference.



PRVMFL

PR Versatile Magnetic Frame
130 x 180mm (5 x 7") (frame only)

Extra frame for PRVMFLKIT.



PRVMFM

Versatile magnetic Frame
100 x 100mm (4 x 4") (frame only)

Extra frame for PRVMFMKIT.



PR6FG1

Finger Guard for PR680W / PR670E

Add an extra layer of security to your Brother multi-needle embroidery machine. The clear plastic covers the needles and carriage, protecting users and the public alike. Lift up/down cover for easy access.

Machine functionality is the same with, or without the cover – change needles, rethread, rehoop with it installed!

Perfect for PRs used in a public setting.

Suitable for use by beginners.



PR10FG1

Finger Guard for PR1055X / PR1050X / PR1060W

Table - Free Motion - Stands



PRTT1
Tubular Frame Table

Embroider easily on sleeves, trousers, and other tubular items. Serves as extra support for large, heavy fabrics. Easily attach and remove with no space between machine and table.

Easy-to-attach to the machine (one-action).

Table size is adjustable by spring allowing for smooth expandable movement of the frame and provides a stabilisation during embroidery.

Foldable free arm makes storage easy.

Can be used with all PR and VR models.



VRPRNSTD
Stand for Brother PR-Series and VR



Our stand, designed exclusively for the PR and VR Series, now has a wider table area with rounded edges and extra storage for all your large frames, like the Cap Frame and Cylinder Frame.

Table height can be adjusted in 2" increments.

Locking wheels allow for easy moving and transportation.

Adjustable rubber feet and locking wheels secure your machine and resist vibration while in use.


Added space for the cap frame jig which is ideal for prepping hats for embroidery.

Large shelf provides storage for accessories, instruction books and small supplies.



VRFMK1
Free Motion Embroidery Kit

Convert the VR into a free motion embroidery machine for quilting and free motion sewing.



PRWT1
Wide Table for PR-Series

PR1XWT1
Wide Table for PR1X and VR

Durable surface, great for supporting large or heavy items like quilts, towels, blankets, jackets and rugs.


Frame Kits



PRSPRTKIT1
Sports Kit

Get moving across a range of activewear with the Entrepreneur PR Sports Kit. With cap frames and a clamp frame logos, monograms and names can be added to clothes, caps, bags and more.


- Kit includes**
- Flat brim cap frame set: PRCF5.
 - Flat brim cap frame (hoop only): PRCFH5.
 - Clamp frame set M: PRCLP100B.



PRAPRLKIT1
Apparel Kit

Spread your stamp across your entire clothing range with the Entrepreneur PR Apparel Kit. Including a sleeve frame, round frame and tubular frame table, sleeves, cuffs, arms, and legs can be embroidered with ease.

- Kit includes**
- Tubular frame table: PRTT1.
 - Sleeve frame: PRHSL200.
 - Round frame set: PRPRFK1.



PRMNGRMKIT1
Monogram Kit

Add the personal touch with the Entrepreneur PR Monogramming Kit. The clamp frame and compact frame set will give you flawless results on even the smallest of baby clothing.

- Kit includes**
- Compact frame set: PRSFK1.
 - Clamp frame set M: PRCLP100B.



PRCNSKIT1
Consumables Kit

Everything you need all in one place! Includes iron-on and water-soluble stabiliser, needles and pre-wound bobbins. A great set to get you started straight away, no matter your skill level.

- Kit includes**
- BM3 Brother Iron-on embroidery stabiliser.
 - BM6 Brother water soluble embroidery stabiliser perfect for making lace embroidery and for use on fabrics with a nap, like towels.
 - XH3619001 35 pre-wound bobbins.
 - XC6469001 Two needle sets containing 12 needles.

PR and VR Accessories

PR Frame holders are always a capital letter A,B,C,D,E,F. VR Frame holders are always a lower case letter a,b,c,d,e.

Accessory Name	Frame Holder	Frame Size (mm)	Order Code		PR1055X	PR1050X	PR1000/e	PR680W	PR670E	PR655	PR650/E	PR620	PR600II	PR600	VR	PR1
Embroidery Frame Holder A (With White Corner Covers)	A	N/A	XE7374001	✓	✓	✓	✓	x	x	x	x	x	x	x	x	x
Embroidery Frame Holder A (With White Corner Covers)	A	N/A	XF2222001	x	x	x	x	✓	✓	✓	✓	✓	✓	x	x	✓
Embroidery Frame Holder a	a	N/A	XG1546001	x	x	x	x	x	x	x	x	x	x	x	✓	x
Embroidery Frame Holder A (With White Corner Covers)	A	N/A	XD0637052	x	x	x	x	x	x	x	x	x	x	✓	x	x
Embroidery Frame Holder B	B	N/A	XF2223001	x	x	x	x	✓	✓	✓	x	x	x	x	x	✓
Embroidery Frame Holder B (With Light Grey Corner Covers)	B	N/A	XE7376001	✓	✓	✓	✓	x	x	x	x	x	x	x	x	x
Embroidery Frame Holder C (With Dark Gray Covers)	C	N/A	PRPARMC	✓	✓	✓	✓	✓	✓	✓	x	x	x	x	x	✓
Embroidery Frame Holder c	c	N/A	XG1552101	x	x	x	x	x	x	x	x	x	x	x	✓	x
Frame Holder D	D	N/A	XF2202001	✓	✓	✓	✓*	✓	✓	✓	x	x	x	x	x	✓
Frame Holder d	d	N/A	XG1554001	x	x	x	x	x	x	x	x	x	x	x	✓	x
Embroidery Frame Holder e	e	N/A	XG2408001	x	x	x	x	x	x	x	x	x	x	x	✓	x
Embroidery Frame Holder E	E	N/A	XG5434001	✓	✓	✓	✓	✓	✓	✓	x	x	x	x	x	✓
Standard Embroidery Frame	A / a	60 x 40	PRH60	✓	✓	✓	✓	✓	✓	✓	✓	✓	✓	✓	✓	✓
Standard Embroidery Frame	A / a	100 x 100	PRH100	✓	✓	✓	✓	✓	✓	✓	✓	✓	✓	✓	✓	✓
Standard Embroidery Frame	A / a	180 x 130	PRH180	✓	✓	✓	✓	✓	✓	✓	✓	✓	✓	✓	✓	✓
Standard Embroidery Frame (Tubular Frame)	A	300 x 200	PRH300	✓	✓	✓	✓	✓	✓	✓	✓	✓	✓	✓	x	✓
Flat Frame	A	300 x 200	PRF300	✓	✓	✓	✓	✓	✓	✓	✓	✓	✓	✓	x	✓
Extra Large Embroidery Frame	A	360 x 200	PRPH360	✓	✓	✓	✓	x	x	x	x	x	x	x	x	x
Embroidery Frame (Extra Large)	a	200 x 200	VRTF200	x	x	x	x	x	x	x	x	x	x	x	✓	x
Square Quilt Frame	a	200 x 200	VRFF200	x	x	x	x	x	x	x	x	x	x	x	✓	x
Sleeve Frame	B	70 x 200	PRHSL200	✓	✓	✓	✓*	✓	✓	✓*	x	x	x	x	x	✓
Quilt Frame	B	200 x 200	PRPQF200	✓	✓	✓	✓	✓	✓	✓	x	x	x	x	x	✓
Jumbo Frame	B	360 x 360	PRPJF360	✓	✓	✓	✓	x	x	x	x	x	x	x	x	x
Border Frame	B	300 x 100	PRPBF1	✓	✓	✓	✓	✓	✓	✓	x	x	x	x	x	✓
Border Frame Set + Embroidery Frame Holder b	b	180 x 100	VRBF180	x	x	x	x	x	x	x	x	x	x	x	✓	x
Round Frame Set	C	Ø100, 130, 160 + Frame Holder	PRPRFK1	✓	✓	✓	✓	✓	✓	✓	x	x	x	x	x	✓
Round Frame Set + Embroidery Frame Holder c	c	Ø100, 130, 160 + Frame Holder	VRRFK1	x	x	x	x	x	x	x	x	x	x	x	✓	x
Round Frame 100mm	C / c	Ø100	PRPRF100	✓	✓	✓	✓	✓	✓	✓	x	x	x	x	✓	✓
Round Frame 130mm	C / c	Ø130	PRPRF130	✓	✓	✓	✓	✓	✓	✓	x	x	x	x	✓	✓
Round Frame 160mm	C / c	Ø160	PRPRF160	✓	✓	✓	✓	✓	✓	✓	x	x	x	x	✓	✓
Clamp Frame S Straight Set	D	45 x 24	PRCLP45B	✓	✓	✓	✓*	✓	✓	✓	x	x	x	x	x	✓
Clamp Frames S (L and R)	D	45 x 24	PRCLP45LR	✓	✓	✓	✓*	✓	✓	✓	x	x	x	x	x	x
Clamp Frame M set	D	100 x 100	PRCLP100B	✓	✓	✓	✓*	✓	✓	✓*	x	x	x	x	x	✓
Clamp Frame S	d	45 x 24	VRCLP45B	x	x	x	x	x	x	x	x	x	x	x	✓	x
Clamp Frame M set	d	100 x 100	VRCLP100B	x	x	x	x	x	x	x	x	x	x	x	✓	x
Clamp hoop M assy	d	100 x 100	XG5597001	x	x	x	x	x	x	x	x	x	x	x	✓	x

* Requires free software update

PR and VR Accessories

PR Frame holders are always a capital letter A,B,C,D,E,F. VR Frame holders are always a lower case letter a,b,c,d,e.

Accessory Name	Frame Holder	Frame Size (mm)	Order Code	PR1060W	PR1055X	PR1050X	PR1000/e	PR680W	PR670E	PR655	PR650/E	PR620	PR600II	PR600	VR	PR1
Compact Frame Set	E	Compact Frame 70 - 70 x 41 Compact Frame 50 - 50 x 50 Compact Frame 44 - 44 x 38 Compact Frame Vertical - 33 x 75	PRSFK1	✓	✓	✓	✓*	✓	✓	✓	×	×	×	×	×	✓
Compact Frame 70	E / e	70 x 41	VRSF70	✓	✓	✓	✓*	✓	✓	✓	×	×	×	×	✓	✓
Compact Frame 50	E / e	50 x 50	VRSF50	✓	✓	✓	✓*	✓	✓	✓	×	×	×	×	✓	✓
Compact Frame 44	E / e	44 x 38	VRSF44	✓	✓	✓	✓*	✓	✓	✓	×	×	×	×	✓	✓
Compact Frame Vertical	E / e	33 x 75	VRSFV	✓	✓	✓	✓*	✓	✓	✓	×	×	×	×	✓	✓
Magnetic Frame Set	E	50 x 50	PRMFA50	✓	✓	✓	✓*	✓	✓	✓	×	×	×	×	×	✓
Magnetic Frame	E / e	50 x 50	PRMF50	✓	✓	✓	✓*	✓	✓	✓	×	×	×	×	✓	✓
Free Arm Mounting Jig (For Magnetic or Compact Frames)	N/A	N/A	PRMFJ1	✓	✓	✓	✓	✓	✓	✓	×	×	×	×	✓	✓
Cylinder Frame	N/A	90 x 80	PRCLH1	✓	✓	✓	✓	✓	✓	✓	✓	✓**	✓**	✓**	✓	✓
Cylinder Frame Set	N/A	90 x 80	PRCL1	✓	✓	✓	✓	✓	✓	✓	✓	✓**	✓**	✓**	✓	✓
Scan Frame Set (with Magnets)	N/A	N/A	PRSCANFKIT1	✓	✓	✓	✓*	×	×	✓*	×	×	×	×	×	×
Scan Frame	N/A	N/A	XG5300001	✓	✓	✓	✓*	×	×	✓*	×	×	×	×	×	×
Wide Cap Frame Set	N/A	360 x 60	PRPCF1	✓	✓	✓	✓	×	×	×	×	×	×	×	×	×
Wide Cap Frame	N/A	360 x 60	PRPCFH4	✓	✓	✓	✓	×	×	×	×	×	×	×	×	×
Advanced Cap Frame Set	N/A	130 x 50	PRCF2	✓	✓	✓	✓	✓	✓	✓	✓	✓	✓	✓	×	×
Advanced Cap Frame	N/A	130 x 50	PRCFH2	✓	✓	✓	✓	✓	✓	✓	✓	✓	✓	✓	×	×
Cap Frame	N/A	130 x 60	PRCFH3	✓	✓	✓	✓	✓	✓	✓	✓	✓**	✓**	✓**	✓	✓
Cap Frame (Set)	N/A	130 x 60	PRCF3	✓	✓	✓	✓	✓	✓	✓	✓	✓**	✓**	✓**	✓	✓
Mounting Jig (For Cap Frame PRCFH3)	N/A	N/A	PRCFJ2	✓	✓	✓	✓	✓	✓	✓	✓	✓	✓	✓	✓	✓
Flat Brim Cap Frame (Set)	N/A	130 x 60	PRCF5	✓	✓	✓	✓	✓	✓	✓	✓	✓	×	×	✓	✓
Flat Brim Cap Frame	N/A	130 x 60	PRCFH5	✓	✓	✓	✓	✓	✓	✓	✓	✓	×	×	✓	✓
Magnetic Sash Frame	N/A	PR10 needle = 360 x 200 PR6 needle = 300 x 200 PR1 needle = 300 x 200 The same frame is used for all series; only the max embroidery size changes	PRMS360	✓	✓	✓*	✓*	✓*	✓*	✓*	✓*	×	×	×	×	✓*
Versatile Magnetic Frame L Kit	F	180 x 130	PRVMFLKIT	✓	✓	✓	✓	✓	✓	✓	×	×	×	×	×	✓
Versatile Magnetic Frame	F	180 x 130	PRVMFL	✓	✓	✓	✓	✓	✓	✓	×	×	×	×	×	✓
Versatile Magnetic Frame M Kit	F	100 x 100	PRVMFMKIT	✓	✓	✓	✓	✓	✓	✓	×	×	×	×	×	✓
Versatile Magnetic Frame	F	100 x 100	PRVMFM	✓	✓	✓	✓	✓	✓	✓	×	×	×	×	×	✓
Finger Guard	N/A	N/A	PR6FG1	×	×	×	×	✓	✓	×	×	×	×	×	×	×
Finger Guard	N/A	N/A	PR10FG1	✓	✓	✓	×	×	×	×	×	×	×	×	×	×
Free Motion Kit	N/A	N/A	VRFMK1	×	×	×	×	×	×	×	×	×	×	×	✓	×
Tubular Frame table	N/A	N/A	PRTT1	✓	✓	✓	✓	✓	✓	✓	✓	✓	×	×	✓	✓
Wide Table	N/A	N/A	PRWT1	✓	✓	✓	✓	✓	✓	✓	✓	✓	✓	✓	×	×
Wide Table	N/A	N/A	PR1XWT1	×	×	×	×	×	×	×	×	×	×	×	✓	✓
Embroidery Stand	N/A	N/A	VRPRNSTD	✓	✓	✓	✓	✓	✓	✓	✓	✓	✓	✓	✓	✓
PR Maintenance Service Pack	N/A	N/A	ZPRSERVICEPACK	✓	✓	✓	✓	✓	✓	✓	✓	✓	✓	✓	✓	✓

* Requires free software update

** Requires to have the upgrade kit



Frame Kits

Accessory Name	Kit includes	Order Code	PR1060W	PR1055X	PR1050X	PR1000/e	PR680W	PR670E	PR655	PR650/E	PR620	PR600II	PR600	VR	PR1
Sports Kit	PRCF5 PRCFH5 PRCLP100B	PRSPRTKIT1	✓	✓	✓	✓	✓	✓	✓	x	x	x	x	x	✓
Monogram Kit	PRSFK1 PRCLP100B	PRMNGRMKIT1	✓	✓	✓	✓	✓	✓	✓	x	x	x	x	x	✓
Apparel Kit	PRTT1 PRHSL200 PRPRFK1	PRAPRLKIT1	✓	✓	✓	✓	✓	✓	✓	x	x	x	x	x	✓
Consumables Kit	Brother Iron-on embroidery stabiliser: BM3 Brother water soluble embroidery stabiliser: BM6 35 pre-wound bobbins: XH3619001 Two needle sets containing 12 needles: XC6469001	PRCNSKIT1	✓	✓	✓	✓	✓	✓	✓	✓	✓	✓	✓	✓	✓

Embroidery Sheets

Accessory Name	Frame Holder	Size (mm)	Order Code	PR1060W	PR1055X	PR1050X	PR1000/e	PR680W	PR670E	PR655	PR650/E	PR620	PR600II	PR600	VR	PR1
Embroidery sheet (Extra Large)	N/A	360 x 200	XE7158101	✓	✓	✓	✓	x	x	x	x	x	x	x	x	x
Embroidery sheet (Extra Large)	N/A	300 x 200	XC5704051	✓	✓	✓	✓	✓	✓	✓	✓	✓	✓	✓	x	✓
Embroidery sheet (Extra Large)	N/A	200 x 200	XE7171001	x	x	x	x	x	x	x	x	x	x	x	✓	x
Embroidery sheet (Large)	N/A	180 x 130	XC5721051	✓	✓	✓	✓	✓	✓	✓	✓	✓	✓	✓	✓	✓
Embroidery sheet (Medium)	N/A	100 x 100	XC5759051	✓	✓	✓	✓	✓	✓	✓	✓	✓	✓	✓	✓	✓
Embroidery sheet (Small)	N/A	60 x 40	XC5761051	✓	✓	✓	✓	✓	✓	✓	✓	✓	✓	✓	✓	✓



Why start your own embroidery business?

Download our guide to starting your own embroidery business.

For more information contact your dealer or visit sewingcraft.brother.eu

Follow **BrotherSewingUK**



BrotherSewingCraft



Contact:

brother
at your side