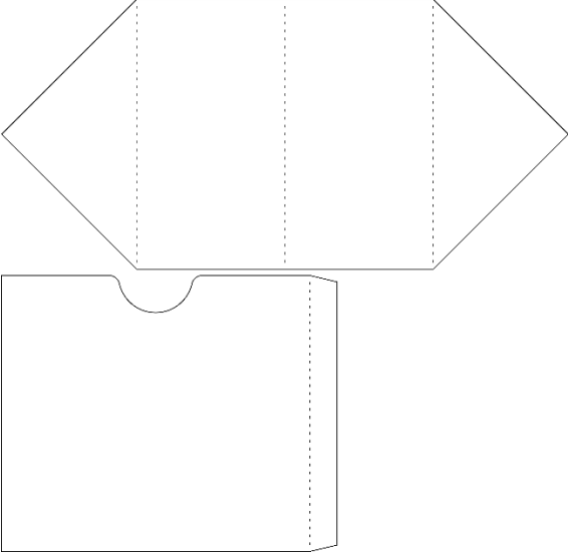
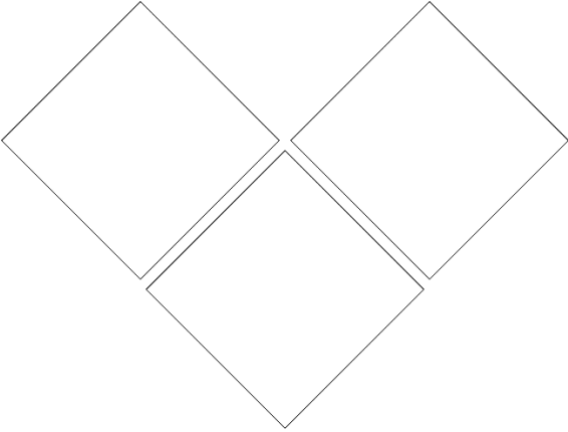
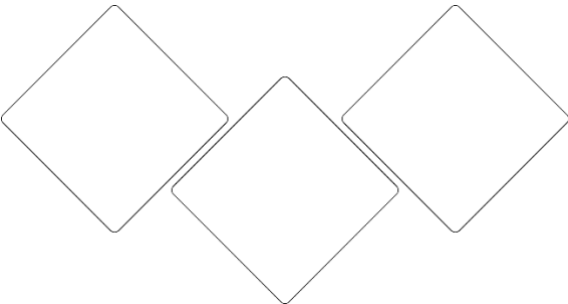



Layer and notes	Image (not to scale)
<p>Triple floating diamond card 1 Cut two from <i>cardstock</i>.</p> <p><i>Cut size</i> 266.7(w) x 260(h) mm</p>	 <p>The diagram shows two pieces of cardstock. The top piece is a large rectangle with a diamond shape cut out of its center. The bottom piece is a smaller rectangle with a semi-circular notch on its top edge. Dashed lines indicate fold lines for both pieces.</p>
<p>Triple floating diamond card 2 Cut one from <i>cardstock</i>.</p> <p><i>Cut size</i> 259.273(w) x 195.136(h) mm</p>	 <p>The diagram shows three diamond-shaped pieces arranged in a triangular pattern. Each diamond is outlined with a double line, indicating a fold line.</p>
<p>Triple floating diamond card 3 Cut one from <i>patterned paper</i>.</p> <p><i>Cut size</i> 290.67(w) x 152.581(h) mm</p>	 <p>The diagram shows three diamond-shaped pieces arranged in a triangular pattern, similar to card 2. Each diamond is outlined with a double line, indicating a fold line.</p>

Triple floating diamond card 4

Cut one from *patterned paper*.

Cut size

264.4(w) x 245(h) mm

**Triple floating diamond card 5**

Cut one from *patterned paper*.

Cut size

280.999(w) x 123.999(h) mm

